

How to Use this Resource



1) Laminate each page and then use a hole punch to add a hole to each box on each sheet. Children then use a needle and thread or shoelace to join the analogue clock to the matching digital clock.

2) Alternatively, print the resource and cut up into individual cards. Children can then play a matching game, joining each analogue clock to the matching digital clock.

3) A third option is to print the resource several times and use the individual cards for 2 or more children to play a game of snap, identifying when the analogue time matches the time on the digital clock.



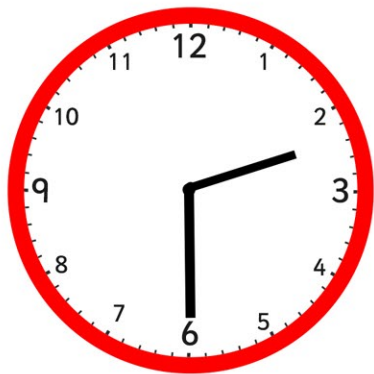


01:00

01:30

02:00

02:30







03:00

03:30

04:00

04:30






05:00

05:30

06:00

06:30






07:00

07:30

08:00

08:30






09:00

09:30

10:00

10:30



11:00

11:30

12:00

12:30

