






Woodland Animals and Habitats - Story Stones

Simply print out the images (we recommend using a toner printer). Then cut them out and stick them onto a pebble or stone using a liquid glue such as mod podge or PVA. Start by putting a blob of glue onto the pebble, then place the image onto it. Then gently use your fingers to smooth out any air bubbles. Once dry, finish off by spreading some more glue gently over the entire pebble, to create a good seal.



Woodland Animals and Habitats - Story Stones

